



Health and Hunger Task Force

Meeting Notes

Friday, April 10th, 2026 | 10:00am-12:00pm | In-Person

Meeting Notes:

- **Welcome and Agenda Overview:** Dawn Koffarnus, Second Harvest Food Bank, Chief Health Systems and Financial Officer
 - Dawn opened the meeting with an agenda overview and shared that the meeting marks a series of first and new beginnings, sharing our updated Mission/Vision, first annual report, and first discussions towards data sharing across organizations.
- **Updated Vision/Mission Statement:** Angela Corona, Second Harvest Food Bank, Health Systems Manager & Tennille Yates, AdventHealth Nutritional Services Clinical Director and HHTF Steering Committee Member
 - Angela and Tennille introduced the Task Force's updated Mission and Vision statements:
 - Updated Statements:
 - **Mission:** To build and align systems across healthcare and community partners to reduce food insecurity and support whole-person health.
 - **Vision:** A healthy Central Florida where every neighbor is nourished and supported through a connected community.
 - The statements were updated by the HHTF Steering Committee. The group began revising the statements after reviewing the HHTF's prior "vision" statement.
 - The prior statement was closer to a project objective and didn't capture the full scope of the HHTF work.
 - The new updates align with progress from the Common Metrics Working Group and increased focus on social determinants of health and connection across community organizations.
 - These updates do not drastically change the scope of the work but instead allow us to do the work in a more aligned way.
 - Vision and Mission Statement Activity
 - Participants worked in table groups to imagine success for 3–5 years in the future. Each group created a "headline" representing what success would look like if the mission is achieved.
 - Group 1: "HHTF makes headway toward bridging organizations and neighbors toward trusted connections and true collective impact. Read all about it!"
 - Group 2: "HHTF shows success in providing integrate care right where the community needs"


- Group 3: “HHTF largest regional collab focus on human well-being drive 500% reduction in food insecurity in metro-Orlando thanks to evidenced and informed practices”
 - Group 4: “Food insecurity drops after collaboration and education campaign”
 - The headlines emphasize the value of strengthening collaboration across sectors to create a measurable and meaningful impact.
- **HHTF Annual Report Highlights:** Angela Corona
 - Introduction of the first-ever HHTF Annual Report (2025).
 - [The Annual Report](#) is digital and interactive, accessible via the [HHTF website](#).
 - The report’s purpose is to celebrate the activities and progress made in the HHTF over the past year, as well as be an opportunity to update members on the status of current initiatives.
 - Key highlights
 - **Introduction and 2025 Highlights**
 - The HHTF continued to strengthen partnerships and collaboration across the region amid continued navigation of policy changes.
 - **Steering Committee**
 - Focus on collaborative leadership structure and vision/mission development.
 - **Closed Loop Referral Working Group**
 - Developed charter, hosted panel on referral platforms and challenges, planning a white paper with community recommendations (Summer 2026)
 - **Healthcare Provider Education**
 - Trained 50+ healthcare staff in 2025 on food insecurity screening
 - **Common Metrics Initiative**
 - Phase 1 completed: population-level metrics and indicators established
 - Phase 2: systems-level survey launched
 - Phase 3 and 4: community partner information sharing is starting in 2026
 - Survey Update
 - The Annual Report lacked the Systems Survey results due to a low response rate and the survey will remain open through **May 15th**.
 - HHTF Member are encouraged to complete the survey:
 - **Part 1: System Trends**
 - [Systems Survey Part 1 Preview](#)
 - [Complete the Survey in Qualtrics](#)
 - **Part 2: Identifiable Qualitative Survey**
 - [Systems Survey Part 2 Preview](#)
 - [Complete the Survey in Qualtrics](#)
- **Common Metrics Next Steps**
 - The HHTF is beginning work towards Phases 3 and 4 of the [Common Metrics Data Strategy](#). These phases are centered on identifying program and community need indicators from organizational data from HHTF members.
 - Phase 3: Program Indicators

- Program/Intervention level indicators are key to understanding the programmatic work being implemented in the community that supports the food and health related needs of community members.
 - Examples: Locations of programs
 - Phase 4: Need Indicators
 - Community need indicators will allow the HHTF membership to identify community member health and health related social needs. This data will come from local organizations, with the goal of having more real-time data around need than will exist within the Population Level indicators.
 - Examples: Community resource searches via tools like FindHelp, Unite Us, Food Finder, 211, etc.
 - Phases 3 and 4 are key to the Common Metrics goals of collectively reviewing data and strategizing together to better meet the needs of our communities.
- **Activity #1: Brainstorming Priority Datasets for Ladder - Co-Creating What We Share**
 - HHTF Members participated in an activity to start to identify datasets across HHTF organizations that members may want to see in Ladder to better support neighbors in accessing healthy foods, programs and services, and ultimately supporting improved health outcomes.
 - Each table had to answer the question:
 - To understand _____, we would need to see _____ on the map.
 - Table Responses are listed below, along with the number of votes received for each response. Participants were each given three stickers to vote on the indicators they were most interested in seeing on the map.
 - To understand overall service needs, we would need to see wrap around services organizations (i.e. housing, health, etc.) on the map. (1 vote)
 - Specifically: service locations *and* referrals made to these organizations
 - To understand vetted and appropriate resources, we would need to see trusted service providers on the map.
 - To understand Health Related Social Needs Screening data, we would need to see those community needs on the map. (1 vote)
 - To understand accessibility needs, we would need to see where people with disabilities live on the map. (7 votes)
 - Would help to identify where mobile services or home delivery programs might be needed
 - To understand the accessibility of resources, we would need to see transportation data on the map. (1 vote)
 - Like bus stops, sun rail stops, etc.
 - This would help indicate where mobile services may be needed
 - To understand where prescribed food resource's locations are, we would need to see locations of types of food on the map
 - I.e. what are locations people can access produce, lean protein, dairy, etc.
 - To understand unmet food insecurity needs, we would need to see referrals made paired with services received by the agency (2 votes)
 - To understand where resources should be, we would need to see organizations receiving grants on the map.

- To understand available resources in real time, we would need to see locations with verified service availability on the map (12 votes)
 - To understand the relationship between need and transit we would need to see need, supply, and time of day on the map (7 votes)
 - Bus stops give location insights but not coverage (frequency of bus lines – time is key)
 - Need is captured by hospital and there are aggregated reports that might be useful
 - Supply is captured via FindHelp and other provider
 - Note: CHNA is a point in time resource that might be used for demonstration.
- **Activity #2: Comfort and Confidence Sharing Data in Ladder – Aligning on Expectations Together**
 - HHTF Members participated in an activity to start building alignment and trust using data in a shared way. Information collected here will be used by the Steering Committee and Common Metrics working group to build structures for these shared expectations and accountability, including agreements, disclaimers, qualifiers, etc.
 - Each table had to answer the two questions:
 - Table Responses to the prompt: *What would make your organization feel comfortable **uploading** organizational data to Ladder to share with other HHTF member organizations?*
 - Clear purpose on use of data
 - Need to ensure the benefit and purpose of the data sharing is clear
 - Need a list of acceptable uses, restrictions on use (i.e. financial advantage or targeting of organizations)
 - Need for agreements and appropriate permissions to be in place
 - Data Sharing Agreements are needed but may need to be tailored to the sector (e.g. Healthcare may need a more formal agreement and/or a Business Associates Agreement)
 - Agreement type may vary based on the type of data being uploaded
 - Getting permission at organizations to share their data will likely require many conversations to ensure the right people give approval
 - SOC2 certifications, risk assessment prior to a Data Sharing Agreement
 - Data Upload Standards, Templates, and supports
 - Common standards for data definitions and formatting
 - Ability to enter de-duplicated client data/records counts
 - Upload templates are accessible to members uploading data, packages to support aggregation in applications like excel, and packages to run queries in common databases (like Epic)
 - Determine agreed-upon cadence for uploading data
 - Understanding how/if data will be taken down
 - Ensuring client/patient confidentiality
 - Mechanisms for ensuring data is understood by other organizations

- Identify strategies within and outside of Ladder that will ensure data won't be misinterpreted – the ability to explain the data
 - Table Responses to the Prompt: *What would make your organization feel comfortable using shared data uploaded from other HHTF member organizations?*
 - Identifying use cases
 - Need to identify the purpose of the use – will data be used to create broad awareness or decision making. Depending on the purpose of use, and org may have different requirements on how they use the data
 - Alignment with the CHNA or other data driven initiatives – what is the variety of data that can be layered
 - Data Integrity
 - There needs to be an established review process for uploaded data
 - Accuracy needs to be verified within the last quarter
 - Integrity of and standards for data use
 - Having standard data templates would increase trust
 - Data Methodology
 - Organizations should be able to see the methodology that was used to arrive at the data
 - Knowing if the dataset is complete, or if additional data will be added to it in the future
 - Understanding the validity of the data
 - Outline of data qualifiers, limits, exclusions, disclaimers, etc.
 - Usefulness in Ladder
 - Drilling down on data is helpful – if there were ways to do that in Ladder that would be great
 - Useful to see animation over time, like in ArcGIS
 - A temporal feature would help – not having all data default to most current
 - Analytics on data usage – can we see how often a dataset is access/looked at
 - The ability to filter by sources
- **Steering Committee Updates**
 - There are two open seats on the Steering Committee (8 members in total (5 organizational representatives, 3 SHFB representatives)).
 - Term:
 - 18 months, Steering Committee members can auto renew for one additional term. Once you auto renew and finish the second term, the seat must be opened.
 - Requirements:
 - Active participation on the Health and Hunger Taskforce (minimum 3 meetings in past 12 months)
 - Commitment to attendance and leadership responsibilities
 - Application process:

- Submit interest form → receive application → reviewed by selection committee
 - Interest forms due: April 15th
- **Next HHTF Meeting:**
 - Friday, June 12th, 2026
 - Virtual
 - 10am-11am
- **Next Closed Loop Referral Meeting:**
 - Tuesday, June 16th, 2026
 - In-Person (location TBA)
 - 2pm-3:30pm
 - Focus: White paper and community recommendations
 - Reach out to Angela if you would like to be added to these invites (acorona@feedhopenow.org)
- **Additional Materials:**
 - PowerPoint: HHTF Meeting – April 2026: Pages 7-24



HEALTH & HUNGER TASK FORCE OF CENTRAL FLORIDA

APRIL 10, 2026

TODAY'S AGENDA

<i>10:00am-10:10am</i>	Welcome and Review of Agenda
<i>10:10am-10:30am</i>	Updated Vision/Mission Statement Activity
<i>10:30am-10:45am</i>	HHTF Annual Report Highlights
<i>10:45-11:50am</i>	Common Metrics Next Steps: Program and Community Data Sharing <ul style="list-style-type: none">• Overview of Common Metrics Phase 3 & 4• Breakout Activity: Brainstorming Priority Datasets for Ladder:<ul style="list-style-type: none">○ Co-Creating What We Share• Breakout Activity: Comfort and Confidence Sharing Data in Ladder<ul style="list-style-type: none">○ Aligning on Expectations Together
<i>11:50am-12:00pm</i>	Updates and Closing



OLD “VISION” STATEMENT

The Health and Hunger Task Force of Central Florida's vision is that all healthcare providers in Central Florida will screen patients for food insecurity and provide appropriate resources to connect patients to healthy food and nutrition education opportunities.

UPDATED VISION AND MISSION

-
- Vision
 - A healthy Central Florida where every neighbor is nourished and supported through a connected community.
 - Mission
 - To build and align systems across healthcare and community partners to reduce food insecurity and support whole-person health.

VISION/MISSION
ACTIVITY

Imagine it's 3–5 years from now.
Write a headline about our Task
Force if we fully lived up this
vision.

2025 ANNUAL REPORT





COMMON METRICS



PHASES 3 AND 4



Program Data



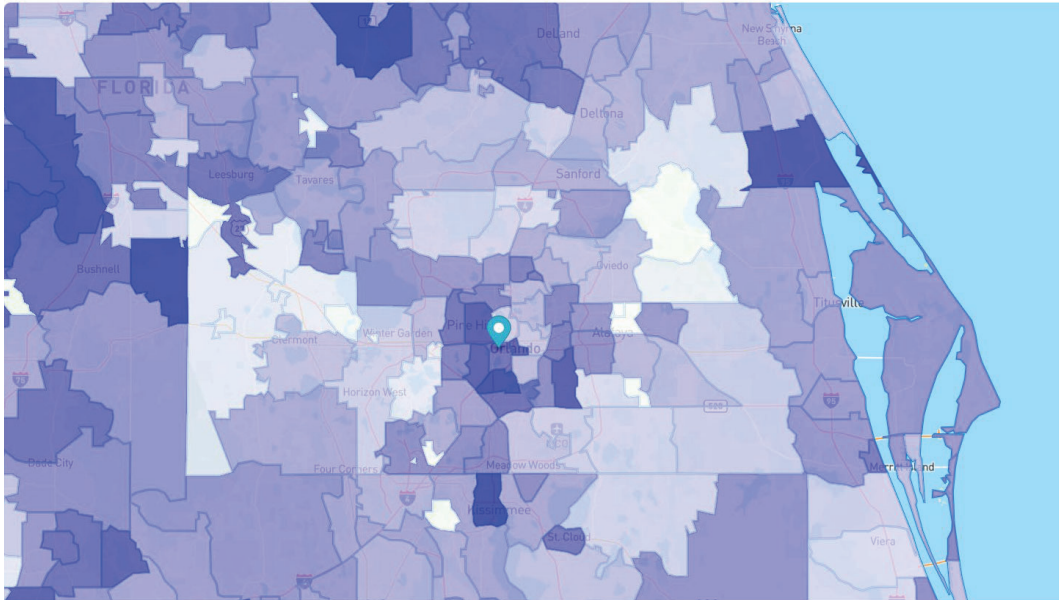
Community Need Data

LADDER

The screenshot displays the DataKind Analysis Map interface. On the left, there is a sidebar with navigation options: "Go Back", "Zip Code", "Public Data Indicators" (with a search bar), and "Uploaded Data Indicators" (with a search bar). The main area is titled "Analysis Map" and shows a map of Orlando, Florida, with a search bar containing "Orlando, Florida 32805, I". The map includes various geographical features, roads, and city names. At the top right, there are buttons for "Dataset Builder", "Upload Data", and "AC". Below these, there is a "Beta" label, a "Map name" input field, and a "Save Map" button. At the bottom right, there is a "Feedback" button. The map is overlaid with a grid of zip codes and city boundaries.

Analysis Map

Beta Map name Save Map



Selected Data Indicators

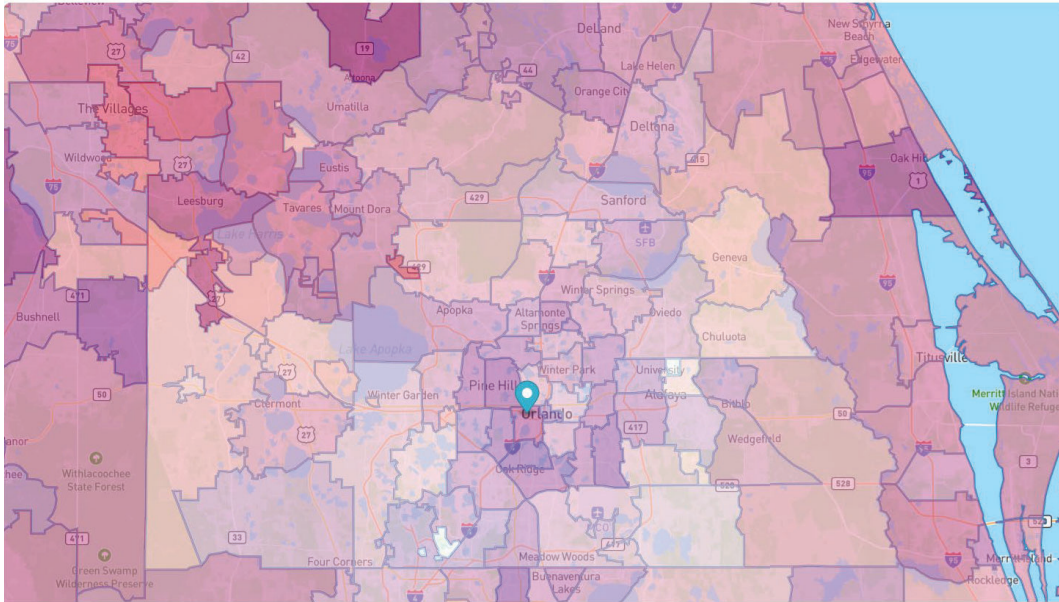


Legend



Analysis Map

Beta Map name Save Map



Selected Data Indicators

Food Access and Nutrition

Food Insecure, Florida

Modify Range

10.4%

Feeding America, 2023

29.4%

Health

Coronary Heart Disease - Adults

Modify Range

1.45%

CDC, 2025

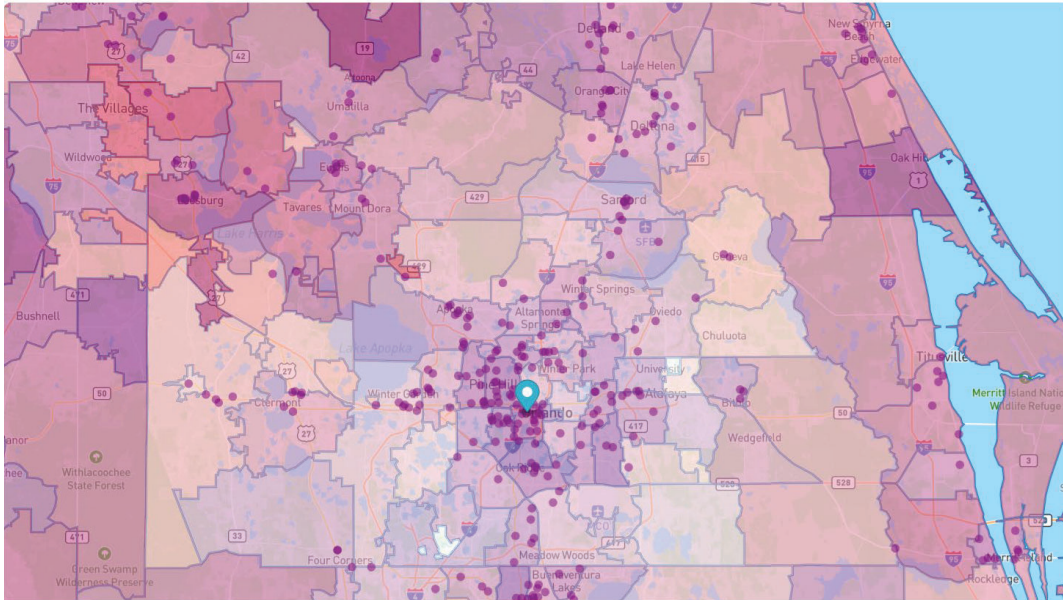
13.05%

Legend

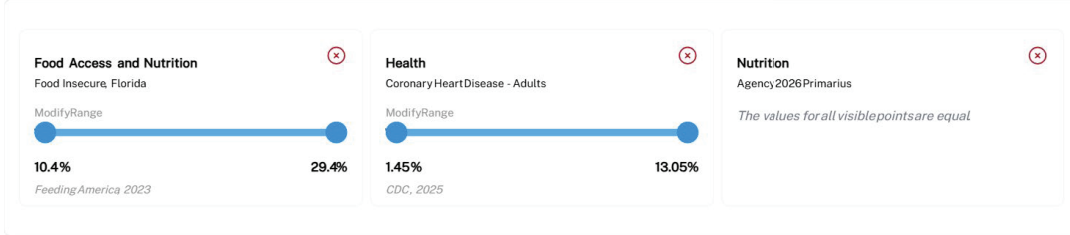
OVERLAPPING INDICATORS
HEAT MAP

Analysis Map

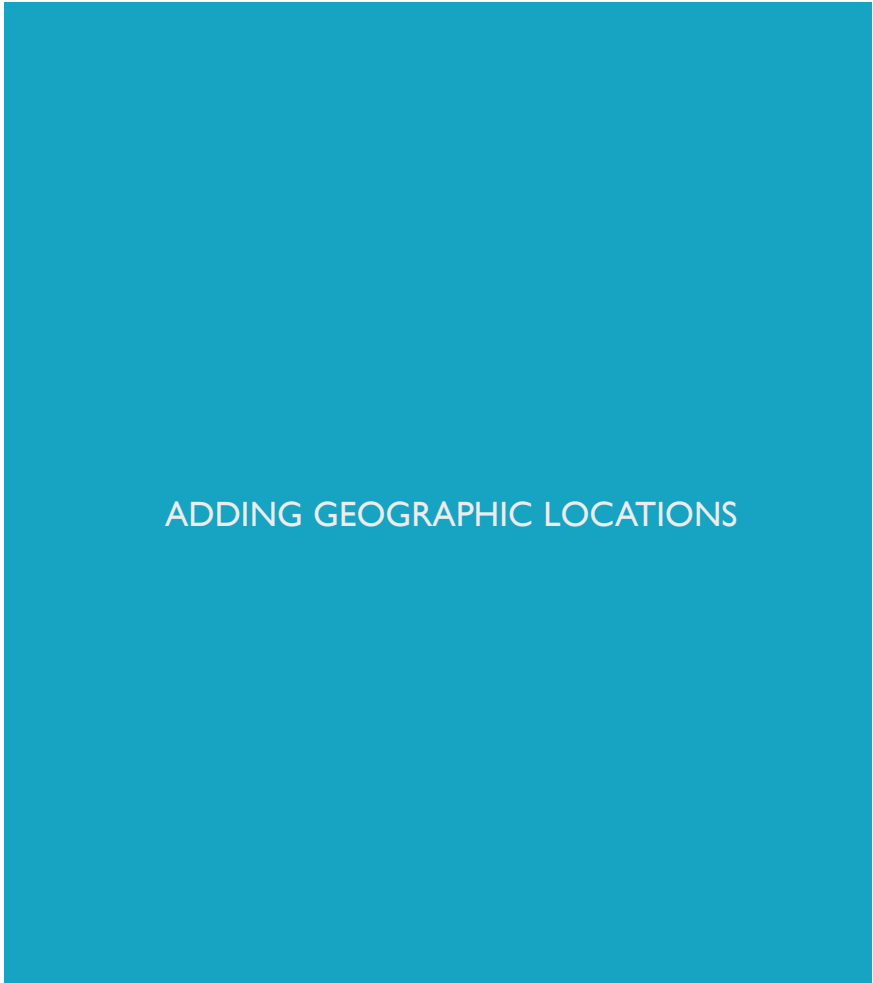
Beta Save Map



Selected Data Indicators



Legend





BRAINSTORMING PRIORITY DATASETS

This helps me understand something I couldn't see before.

What questions does the map help to answer?

GROUP ACTIVITY

Prompt:

To understand _____,
we would need to see _____ on the map.

Remember:



Stay within scope of
Ladder (i.e. geographic
data that can be mapped
as a heat map or dots)



Stay within scope
of HHTF
Population
Indicators



Dream Big!

COMFORT AND CONFIDENCE SHARING IN LADDER

What would make your organization feel comfortable **uploading** organizational data to Ladder to share with other HHTF member organizations?

What would make your organization feel comfortable **using** shared data uploaded from other HHTF member organizations?

STEERING COMMITTEE INTEREST FORM OPEN

- **Steering Committee Terms**

- 18 months
- One Opportunity to Auto-Renew
- After 2nd Term seat must open

- **This Year (HHTF Member Organization Seats)**

- 3 Members will be Auto Renewing
- 2 Members are opening their seats

- **Interest Form**

- Complete by April 15th



- **Requirements:**

- The individual or their organization must have attended at least 3 HHTF meetings and/or Working Group Meetings in the past 12 months

- **Meeting Cadence:**

- August (In Person)
- November (Virtual)
- February (Virtual)
- May (Virtual)

- **Meeting Attendance Requirements:**

- Steering Committee members are expected to attend Steering Committee meetings regularly. Any member missing more than two meetings consecutively or more than half (2) meetings in one calendar year may be asked to resign their position.



TUESDAY, JUNE 16TH

2PM-3:30PM

IN PERSON - TBD



NEXT CLOSED LOOP
REFERRAL WORKGROUP
MEETING



FRIDAY, JUNE 12TH

10AM-11AM

VIRTUAL

NEXT HHTF MEETING

